



### District Report Card: 2017


<b>State:</b> Haryana	<b>District:</b> Fatehabad
<b>Class:</b> 8	<b>Subject:</b> Language
<b>Schools:</b> 51	<b>Students:</b> 1127


### Participation/Coverage


#### Students

<div>GENDER</div> <div></div>	Boys				Girls			
	Number		%		Number		%	
	457		40.55		670		59.45	

<div>AREA</div> <div></div>	Rural				Urban			
	Number		%		Number		%	
	1035		91.84		92		8.16	

<div>CATEGORY</div> <div></div>	SC		ST		OBC		GEN	
	Number	%	Number	%	Number	%	Number	%
	734	65.13	0	0.00	227	20.14	166	14.73

<div>CWSN</div> <div></div>	LD	VI	HI	S&LD	ID	Oth
	4	0	1	0	1	2

<div>Management</div> <div></div>	Government				Government-aided			
	Number		%		Number		%	
	1127		100.00		0		0.00	

### Average Performance of Students in Language (%)

Overall	Gender		Area		Management		Social Group			
	Male	Female	Rural	Urban	Govt.	Aided	SC	ST	OBC	GEN
59.81	61.74	58.50	59.66	61.52	59.81	0.00	59.00	0.00	59.77	63.45

### Performance on Learning Outcomes (LOs)

Learning Outcomes	Description	Average Performance(%)
L813	Read textual/non-textual materials with comprehension and identifies the details, characters, main idea and sequence of ideas and events while reading	59.81

Range of Performance of Students who Answered Correctly							
Below 30%		30% - 50%		50% - 75%		Above 75%	
Number	%	Number	%	Number	%	Number	%
124	11.00	230	20.41	480	42.59	293	26.00

### Lowest Performing Learning Outcomes (LOs)

1 - Read textual/non-textual materials with comprehension and identifies the details, characters, main idea and sequence of ideas and events while reading (59.81)